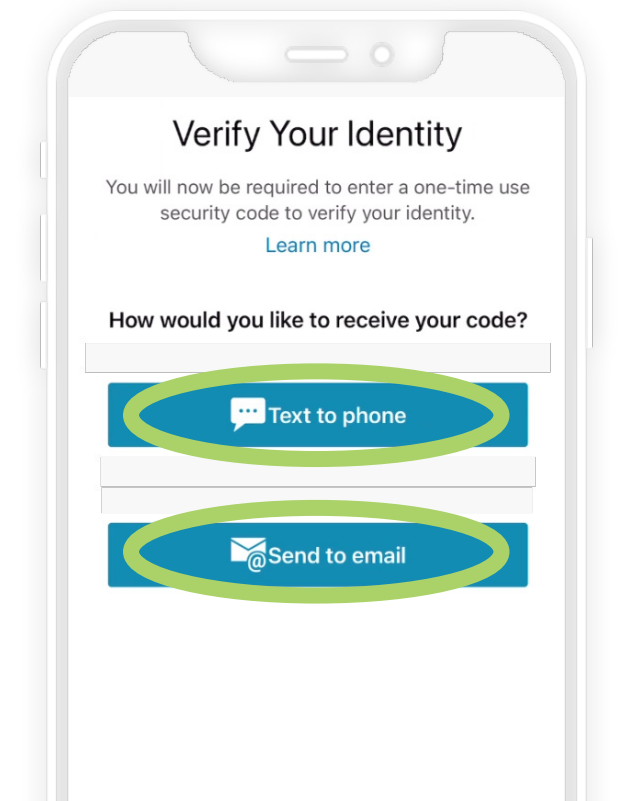
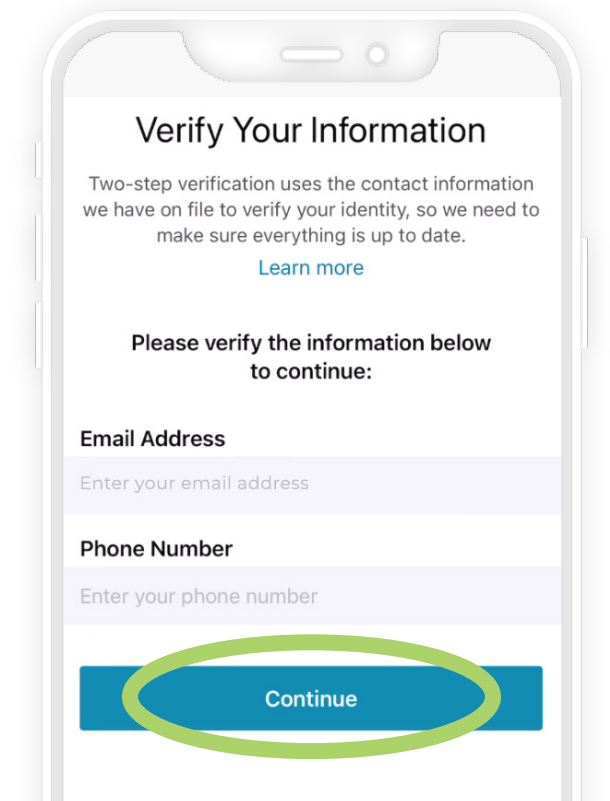


ONE **LiveWell** EXPERIENCE EVERYWHERE—**FROM APP TO LAPTOP**

How to complete two-step verification setup using the LiveWell app

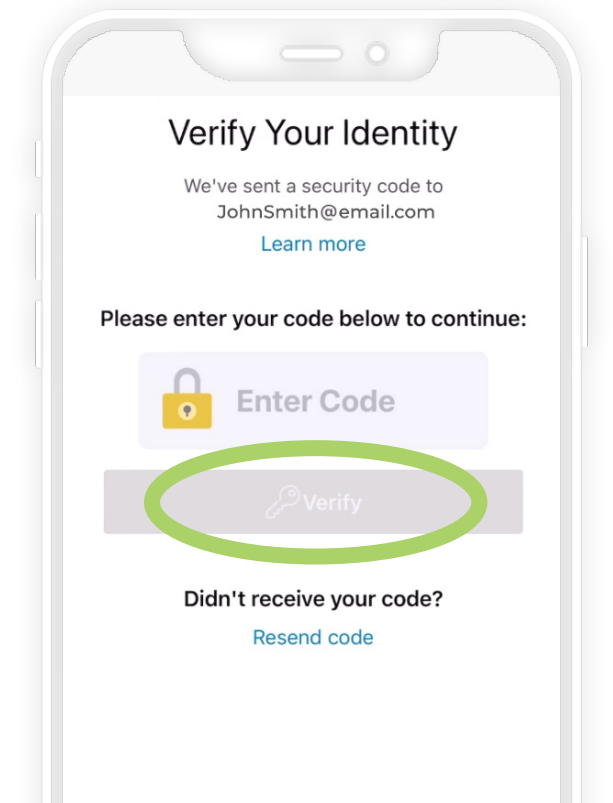
1 Log into **LiveWell**. On the Verify Your Information page, follow the instructions and fill out any required information. Tap **Continue**. Note: If you already have a LiveWell account, make sure your information is up to date.

2 Next, choose to receive your one-time use security code via **email** or **text message**. Note: Receiving your code via text message is often the faster option.



3

Enter the code and tap **Verify**. Once we verify your identity, you'll be signed in and two-step verification setup is complete.
Note: If you don't receive your code within a few minutes, tap Resend code and check your email or text messages again. You can also try receiving your code via the other verification method instead.



X2020052q Brand (8/22) ©AAH

To learn more, visit aah.org/livewell/faq



Download the LiveWell app or learn more at aah.org/livewell



 AdvocateAuroraHealth®